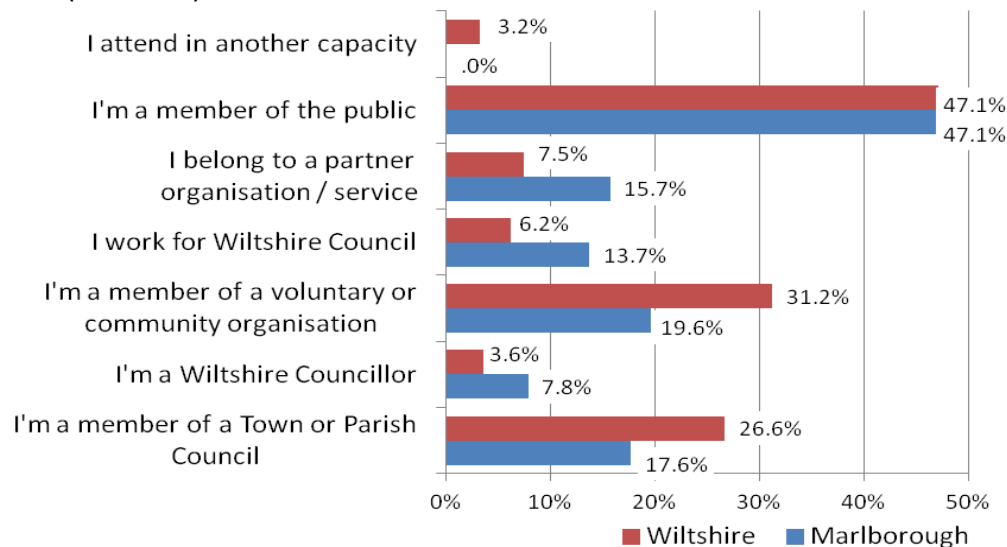


Area Boards review, 2011: summary of survey results – Marlborough Area Board

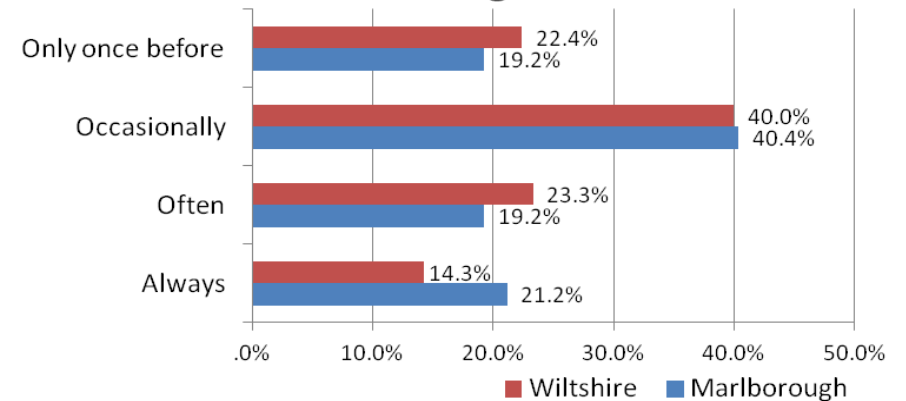
1406 responses were received to an electronic survey distributed between 14th July and 7th September 2011. The number of respondents that had attended at least one Area Board meeting was 875, including 52 who had been to a Marlborough Area Board. These figures form the base of respondents used in the following tables

Respondents

(Base 871)



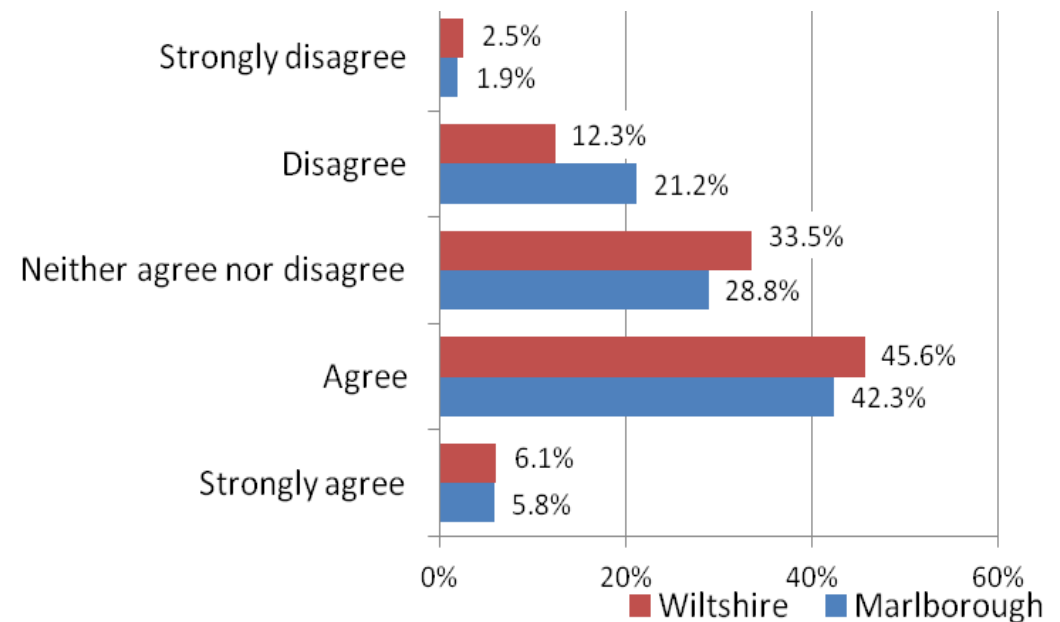
How often do you attend Area Board meetings?



Overall satisfaction with the Area Board

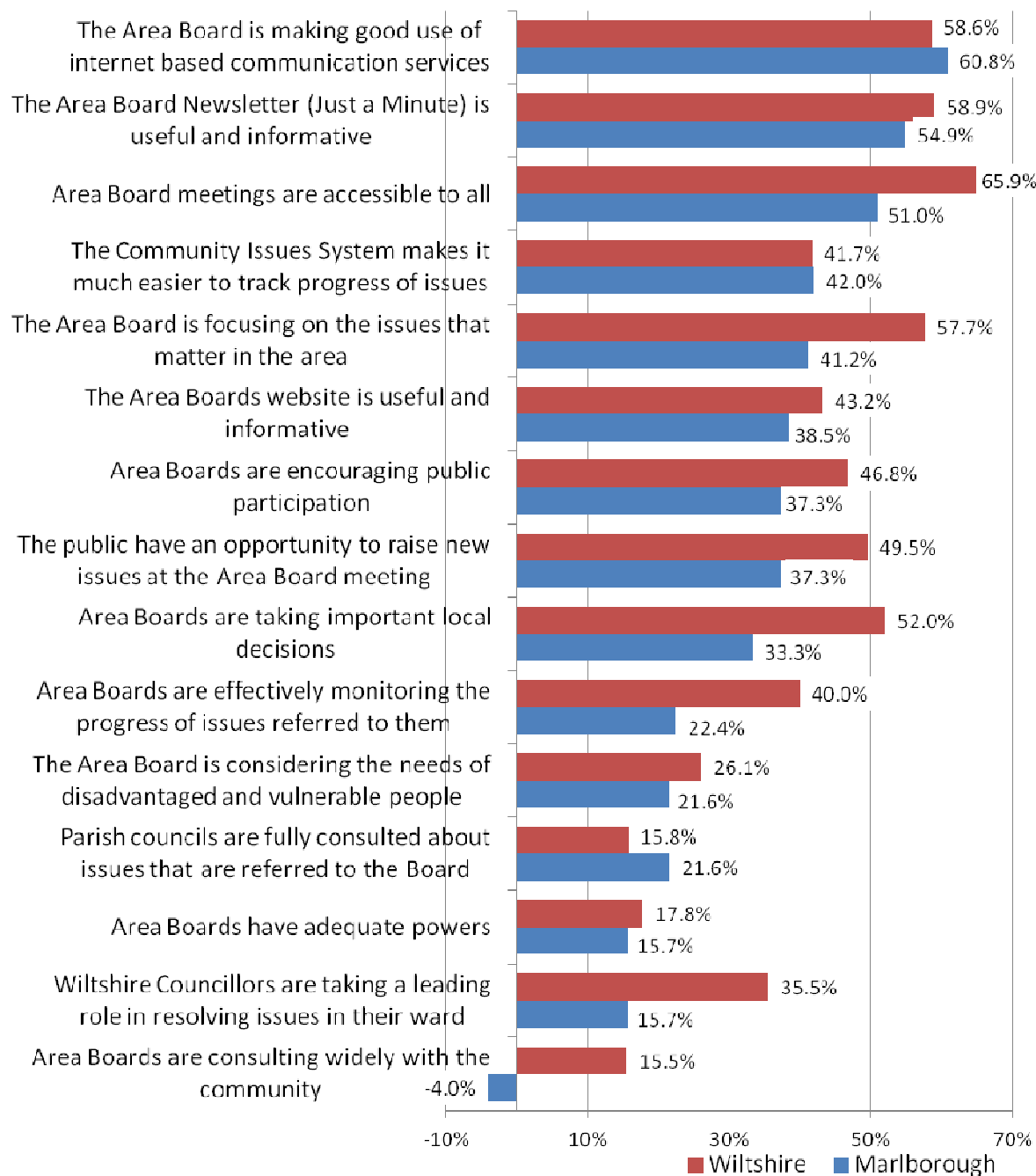
This graph shows the views of those who have attended at least one meeting of the Area Boards. Overall 51.7% of respondents agree that the Area Boards are working well while 14.9% disagree. This compares to 48.1% of Marlborough attendees who agree and 23.1% who disagree
Overall the area board is working well (Base 875)

	Wilts	Marlborough
Strongly Agree	6%	6%
Agree	46%	42%
Neither agree or disagree	34%	29%
Disagree	12%	21%
Strongly disagree	3%	2%



Operation of the Area Boards

This graph shows the views of those who have attended at least one meeting of the Area Boards. The ranking has been derived by subtracting negative scores from positive scores to achieve a 'net satisfaction' rating (Base 868)



Operation of the Marlborough Area Board (Base 52)

	<i>Agree</i>	<i>Disagree</i>	<i>Net agree</i>
The Area Board is making good use of internet based communication services	72.5%	11.8%	60.8%
The Area Board Newsletter (Just a Minute) is useful and informative	64.7%	9.8%	54.9%
Area Board meetings are accessible to all	68.6%	17.6%	51.0%
The Community Issues System makes it much easier to track progress of issues	48.0%	6.0%	42.0%
The Area Board is focusing on the issues that matter in the area	62.7%	21.6%	41.2%
The Area Boards website is useful and informative	50.0%	11.5%	38.5%
The public have an opportunity to raise new issues at the Area Board meeting	60.8%	23.5%	37.3%
Area Boards are encouraging public participation	60.8%	23.5%	37.3%
Area Boards are taking important local decisions	54.9%	21.6%	33.3%
Area Boards are effectively monitoring the progress of issues referred to them	42.9%	20.4%	22.4%
The Area Board is considering the needs of disadvantaged and vulnerable people	35.3%	13.7%	21.6%
Parish councils are fully consulted about issues that are referred to the Board	35.3%	13.7%	21.6%
Area Boards have adequate powers	39.2%	23.5%	15.7%
Wiltshire Councillors are taking a leading role in resolving issues in their ward	43.1%	27.5%	15.7%
Area Boards are consulting widely with the community	34.0%	38.0%	-4.0%

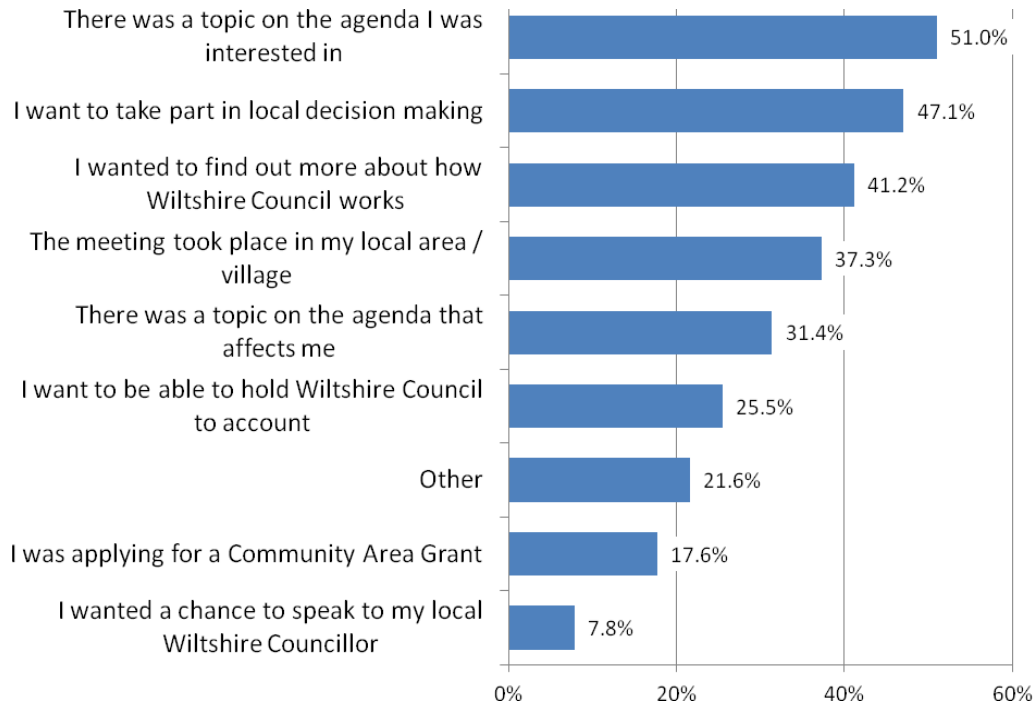
Key

%	No concerns
%	No serious concerns
%	Some concern
%	Serious concern

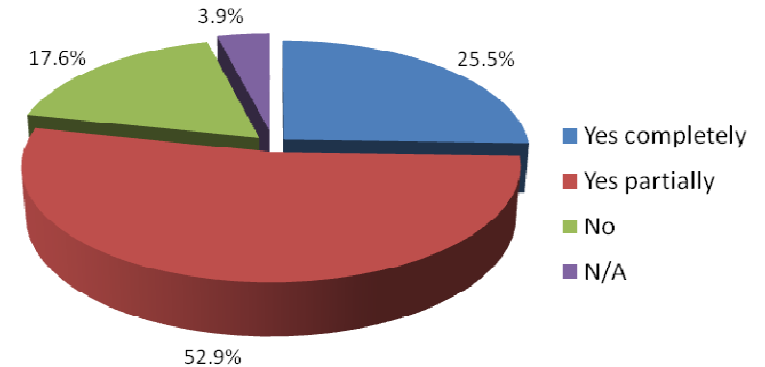
Attendance at Marlborough Area Board meetings

The survey in 2011 included a number of new questions regarding why people go to area board meetings, whether they got what they wanted out of attending the meeting and a number of measures that might encourage them to attend more often in future.

Why attendees come to Marlborough Area Board meetings: (Base 51)



Did attending the Area Board meeting satisfy these reasons? (Base 51)



What would make people attend more often?

